




		All	Political Outlook:					Political Affiliation:			
			Very Conservative	Somewhat Conservative	Middle of the Road	Somewhat Liberal	Very Liberal	Democratic	Republican	Other party	Independent/ No party affiliation
All	Unwgt'd	<b>100,077</b>	<b>12,776</b>	<b>18,750</b>	<b>37,720</b>	<b>18,351</b>	<b>12,480</b>	<b>35,252</b>	<b>24,100</b>	<b>1,832</b>	<b>38,893</b>
	Weighted (000)	<b>254,237</b>	<b>38,238</b>	<b>49,697</b>	<b>97,780</b>	<b>41,649</b>	<b>26,874</b>	<b>82,144</b>	<b>68,585</b>	<b>4,316</b>	<b>99,192</b>
	Horz %	<b>100.00</b>	<b>15.04</b>	<b>19.55</b>	<b>38.46</b>	<b>16.38</b>	<b>10.57</b>	<b>32.31</b>	<b>26.98</b>	<b>1.70</b>	<b>39.02</b>
	Vert %	<b>100.00</b>	<b>100.00</b>	<b>100.00</b>	<b>100.00</b>	<b>100.00</b>	<b>100.00</b>	<b>100.00</b>	<b>100.00</b>	<b>100.00</b>	<b>100.00</b>
	Index	<b>100</b>	<b>100</b>	<b>100</b>	<b>100</b>	<b>100</b>	<b>100</b>	<b>100</b>	<b>100</b>	<b>100</b>	<b>100</b>
Men	Unwgt'd	<b>49,044</b>	6,847	10,189	18,261	8,424	5,323	14,797	13,148	1,010	20,089
	Weighted (000)	<b>122,905</b>	19,333	25,857	47,599	18,490	11,626	34,476	35,081	2,300	51,048
	Horz %	<b>100.00</b>	15.73	21.04	38.73	15.04	9.46	28.05	28.54	1.87	41.53
	Vert %	<b>48.34</b>	50.56	52.03	48.68	44.39	43.26	41.97	51.15	53.28	51.46
	Index	<b>100</b>	105	108	101	92	89	87	106	110	106
Women	Unwgt'd	<b>51,033</b>	5,929	8,561	19,459	9,927	7,157	20,455	10,952	822	18,804
	Weighted (000)	<b>131,332</b>	18,905	23,839	50,181	23,159	15,247	47,668	33,504	2,017	48,144
	Horz %	<b>100.00</b>	14.40	18.15	38.21	17.63	11.61	36.30	25.51	1.54	36.66
	Vert %	<b>51.66</b>	49.44	47.97	51.32	55.61	56.74	58.03	48.85	46.72	48.54
	Index	<b>100</b>	96	93	99	108	110	112	95	90	94
Age 18-24	Unwgt'd	<b>11,542</b>	1,055	1,765	4,482	2,232	2,008	3,995	2,050	320	5,177
	Weighted (000)	<b>29,194</b>	2,819	4,407	11,972	5,409	4,588	9,662	5,216	743	13,573
	Horz %	<b>100.00</b>	9.66	15.09	41.01	18.53	15.71	33.09	17.87	2.55	46.49
	Vert %	<b>11.48</b>	7.37	8.87	12.24	12.99	17.07	11.76	7.60	17.22	13.68
	Index	<b>100</b>	64	77	107	113	149	102	66	150	119
Age 25-34	Unwgt'd	<b>20,998</b>	1,945	3,203	8,226	4,148	3,476	7,247	3,813	572	9,366
	Weighted (000)	<b>45,590</b>	4,740	7,155	18,448	8,373	6,873	14,463	8,790	1,226	21,111
	Horz %	<b>100.00</b>	10.40	15.70	40.47	18.37	15.08	31.72	19.28	2.69	46.31
	Vert %	<b>17.93</b>	12.40	14.40	18.87	20.10	25.57	17.61	12.82	28.41	21.28
	Index	<b>100</b>	69	80	105	112	143	98	71	158	119
Age 35-44	Unwgt'd	<b>18,465</b>	1,926	3,154	7,510	3,484	2,391	6,372	3,766	357	7,970
	Weighted (000)	<b>41,880</b>	5,107	7,434	17,704	7,078	4,556	13,141	9,473	803	18,463
	Horz %	<b>100.00</b>	12.19	17.75	42.27	16.90	10.88	31.38	22.62	1.92	44.09
	Vert %	<b>16.47</b>	13.36	14.96	18.11	17.00	16.95	16.00	13.81	18.60	18.61
	Index	<b>100</b>	81	91	110	103	103	97	84	113	113
Age 45-54	Unwgt'd	<b>15,301</b>	2,008	3,099	6,210	2,494	1,490	5,195	3,910	244	5,952
	Weighted (000)	<b>40,057</b>	5,945	8,577	16,608	5,629	3,298	11,994	11,438	634	15,990
	Horz %	<b>100.00</b>	14.84	21.41	41.46	14.05	8.23	29.94	28.56	1.58	39.92
	Vert %	<b>15.76</b>	15.55	17.26	16.98	13.52	12.27	14.60	16.68	14.69	16.12
	Index	<b>100</b>	99	110	108	86	78	93	106	93	102


		All	Political Outlook:					Political Affiliation:			
			Very Conservative	Somewhat Conservative	Middle of the Road	Somewhat Liberal	Very Liberal	Democratic	Republican	Other party	Independent/ No party affiliation
All	Unwgt'd	<b>100,077</b>	<b>12,776</b>	<b>18,750</b>	<b>37,720</b>	<b>18,351</b>	<b>12,480</b>	<b>35,252</b>	<b>24,100</b>	<b>1,832</b>	<b>38,893</b>
	Weighted (000)	<b>254,237</b>	<b>38,238</b>	<b>49,697</b>	<b>97,780</b>	<b>41,649</b>	<b>26,874</b>	<b>82,144</b>	<b>68,585</b>	<b>4,316</b>	<b>99,192</b>
	Horz %	<b>100.00</b>	<b>15.04</b>	<b>19.55</b>	<b>38.46</b>	<b>16.38</b>	<b>10.57</b>	<b>32.31</b>	<b>26.98</b>	<b>1.70</b>	<b>39.02</b>
	Vert %	<b>100.00</b>	<b>100.00</b>	<b>100.00</b>	<b>100.00</b>	<b>100.00</b>	<b>100.00</b>	<b>100.00</b>	<b>100.00</b>	<b>100.00</b>	<b>100.00</b>
	Index	<b>100</b>	<b>100</b>	<b>100</b>	<b>100</b>	<b>100</b>	<b>100</b>	<b>100</b>	<b>100</b>	<b>100</b>	<b>100</b>
Age 55-64	Unwgt'd	<b>15,592</b>	2,412	3,590	5,784	2,514	1,292	5,473	4,787	202	5,130
	Weighted (000)	<b>42,287</b>	7,580	9,943	15,950	5,924	2,891	13,274	14,522	504	13,988
	Horz %	<b>100.00</b>	17.92	23.51	37.72	14.01	6.84	31.39	34.34	1.19	33.08
	Vert %	<b>16.63</b>	19.82	20.01	16.31	14.22	10.76	16.16	21.17	11.67	14.10
	Index	<b>100</b>	119	120	98	86	65	97	127	70	85
Age 65+	Unwgt'd	<b>18,179</b>	3,430	3,939	5,508	3,479	1,823	6,970	5,774	137	5,298
	Weighted (000)	<b>55,230</b>	12,047	12,181	17,099	9,235	4,668	19,611	19,147	406	16,066
	Horz %	<b>100.00</b>	21.81	22.05	30.96	16.72	8.45	35.51	34.67	0.74	29.09
	Vert %	<b>21.72</b>	31.51	24.51	17.49	22.17	17.37	23.87	27.92	9.41	16.20
	Index	<b>100</b>	145	113	80	102	80	110	129	43	75
Mean respondent age	Unwgt'd										
	Weighted (000)	<b>47.40</b>	52.70	50.00	45.80	46.20	42.60	47.90	51.70	40.20	44.30
	Horz %										
	Vert %										
	Index	<b>100</b>	111	106	97	98	90	101	109	85	94
Median respondent age	Unwgt'd										
	Weighted (000)	<b>47.60</b>	55.70	51.90	45.50	44.90	38.90	48.40	54.50	37.00	42.90
	Horz %										
	Vert %										
	Index	<b>100</b>	117	109	95	94	82	102	114	78	90


		All	Political Outlook:					Political Affiliation:			
			Very Conservative	Somewhat Conservative	Middle of the Road	Somewhat Liberal	Very Liberal	Democratic	Republican	Other party	Independent/ No party affiliation
All	Unwgt'd	<b>100,077</b>	<b>12,776</b>	<b>18,750</b>	<b>37,720</b>	<b>18,351</b>	<b>12,480</b>	<b>35,252</b>	<b>24,100</b>	<b>1,832</b>	<b>38,893</b>
	Weighted (000)	<b>254,237</b>	<b>38,238</b>	<b>49,697</b>	<b>97,780</b>	<b>41,649</b>	<b>26,874</b>	<b>82,144</b>	<b>68,585</b>	<b>4,316</b>	<b>99,192</b>
	Horz %	<b>100.00</b>	<b>15.04</b>	<b>19.55</b>	<b>38.46</b>	<b>16.38</b>	<b>10.57</b>	<b>32.31</b>	<b>26.98</b>	<b>1.70</b>	<b>39.02</b>
	Vert %	<b>100.00</b>	<b>100.00</b>	<b>100.00</b>	<b>100.00</b>	<b>100.00</b>	<b>100.00</b>	<b>100.00</b>	<b>100.00</b>	<b>100.00</b>	<b>100.00</b>
	Index	<b>100</b>	<b>100</b>	<b>100</b>	<b>100</b>	<b>100</b>	<b>100</b>	<b>100</b>	<b>100</b>	<b>100</b>	<b>100</b>
Men 18-24	Unwgt'd	<b>5,920</b>	586	1,040	2,533	980	781	1,721	1,208	165	2,826
	Weighted (000)	<b>14,671</b>	1,479	2,490	6,777	2,256	1,669	4,083	2,866	350	7,372
	Horz %	<b>100.00</b>	10.08	16.97	46.19	15.38	11.38	27.83	19.54	2.38	50.25
	Vert %	<b>5.77</b>	3.87	5.01	6.93	5.42	6.21	4.97	4.18	8.10	7.43
	Index	<b>100</b>	67	87	120	94	108	86	72	140	129
Men 18-34	Unwgt'd	<b>16,305</b>	1,584	2,784	6,607	3,029	2,301	4,894	3,315	478	7,618
	Weighted (000)	<b>37,573</b>	3,842	6,324	16,363	6,212	4,833	10,535	7,498	1,033	18,507
	Horz %	<b>100.00</b>	10.22	16.83	43.55	16.53	12.86	28.04	19.96	2.75	49.26
	Vert %	<b>14.78</b>	10.05	12.73	16.73	14.91	17.98	12.83	10.93	23.93	18.66
	Index	<b>100</b>	68	86	113	101	122	87	74	162	126
Men 18-49	Unwgt'd	<b>28,418</b>	2,981	5,197	11,395	5,145	3,700	8,471	6,155	754	13,038
	Weighted (000)	<b>67,852</b>	7,749	12,487	28,999	10,871	7,745	18,772	15,212	1,693	32,175
	Horz %	<b>100.00</b>	11.42	18.40	42.74	16.02	11.41	27.67	22.42	2.50	47.42
	Vert %	<b>26.69</b>	20.27	25.13	29.66	26.10	28.82	22.85	22.18	39.22	32.44
	Index	<b>100</b>	76	94	111	98	108	86	83	147	122
Men 25-34	Unwgt'd	<b>10,385</b>	998	1,744	4,074	2,049	1,520	3,173	2,107	313	4,792
	Weighted (000)	<b>22,902</b>	2,363	3,834	9,586	3,955	3,163	6,452	4,632	683	11,135
	Horz %	<b>100.00</b>	10.32	16.74	41.86	17.27	13.81	28.17	20.22	2.98	48.62
	Vert %	<b>9.01</b>	6.18	7.71	9.80	9.50	11.77	7.85	6.75	15.83	11.23
	Index	<b>100</b>	69	86	109	105	131	87	75	176	125
Men 25-54	Unwgt'd	<b>26,337</b>	3,001	5,001	10,398	4,731	3,206	7,849	6,092	667	11,729
	Weighted (000)	<b>63,011</b>	8,006	12,274	26,151	9,849	6,730	17,308	15,514	1,517	28,672
	Horz %	<b>100.00</b>	12.71	19.48	41.50	15.63	10.68	27.47	24.62	2.41	45.50
	Vert %	<b>24.78</b>	20.94	24.70	26.75	23.65	25.04	21.07	22.62	35.13	28.91
	Index	<b>100</b>	84	100	108	95	101	85	91	142	117

		All	Political Outlook:					Political Affiliation:			
			Very Conservative	Somewhat Conservative	Middle of the Road	Somewhat Liberal	Very Liberal	Democratic	Republican	Other party	Independent/ No party affiliation
All	Unwgt'd	<b>100,077</b>	<b>12,776</b>	<b>18,750</b>	<b>37,720</b>	<b>18,351</b>	<b>12,480</b>	<b>35,252</b>	<b>24,100</b>	<b>1,832</b>	<b>38,893</b>
	Weighted (000)	<b>254,237</b>	<b>38,238</b>	<b>49,697</b>	<b>97,780</b>	<b>41,649</b>	<b>26,874</b>	<b>82,144</b>	<b>68,585</b>	<b>4,316</b>	<b>99,192</b>
	Horz %	<b>100.00</b>	<b>15.04</b>	<b>19.55</b>	<b>38.46</b>	<b>16.38</b>	<b>10.57</b>	<b>32.31</b>	<b>26.98</b>	<b>1.70</b>	<b>39.02</b>
	Vert %	<b>100.00</b>	<b>100.00</b>	<b>100.00</b>	<b>100.00</b>	<b>100.00</b>	<b>100.00</b>	<b>100.00</b>	<b>100.00</b>	<b>100.00</b>	<b>100.00</b>
	Index	<b>100</b>	<b>100</b>	<b>100</b>	<b>100</b>	<b>100</b>	<b>100</b>	<b>100</b>	<b>100</b>	<b>100</b>	<b>100</b>
Men 35-44	Unwgt'd	<b>8,612</b>	922	1,647	3,431	1,565	1,047	2,581	1,922	214	3,895
	Weighted (000)	<b>20,673</b>	2,491	3,991	8,638	3,375	2,179	5,807	5,010	492	9,364
	Horz %	<b>100.00</b>	12.05	19.30	41.78	16.32	10.54	28.09	24.23	2.38	45.30
	Vert %	<b>8.13</b>	6.51	8.03	8.83	8.10	8.11	7.07	7.30	11.40	9.44
	Index	<b>100</b>	80	99	109	100	100	87	90	140	116
Men 35-54	Unwgt'd	<b>15,952</b>	2,003	3,257	6,324	2,682	1,686	4,676	3,985	354	6,937
	Weighted (000)	<b>40,109</b>	5,643	8,440	16,566	5,894	3,566	10,856	10,883	833	17,537
	Horz %	<b>100.00</b>	14.07	21.04	41.30	14.69	8.89	27.07	27.13	2.08	43.72
	Vert %	<b>15.78</b>	14.76	16.98	16.94	14.15	13.27	13.22	15.87	19.30	17.68
	Index	<b>100</b>	94	108	107	90	84	84	101	122	112
Men 45-54	Unwgt'd	<b>7,340</b>	1,081	1,610	2,893	1,117	639	2,095	2,063	140	3,042
	Weighted (000)	<b>19,435</b>	3,152	4,450	7,927	2,519	1,387	5,049	5,873	341	8,173
	Horz %	<b>100.00</b>	16.22	22.90	40.79	12.96	7.14	25.98	30.22	1.75	42.05
	Vert %	<b>7.64</b>	8.24	8.95	8.11	6.05	5.16	6.15	8.56	7.90	8.24
	Index	<b>100</b>	108	117	106	79	68	80	112	103	108
Men 55-64	Unwgt'd	<b>7,406</b>	1,263	1,927	2,624	1,066	526	2,169	2,552	105	2,580
	Weighted (000)	<b>20,234</b>	3,855	5,285	7,275	2,532	1,286	5,420	7,403	280	7,131
	Horz %	<b>100.00</b>	19.05	26.12	35.95	12.52	6.36	26.79	36.59	1.38	35.24
	Vert %	<b>7.96</b>	10.08	10.63	7.44	6.08	4.79	6.60	10.79	6.49	7.19
	Index	<b>100</b>	127	134	93	76	60	83	136	81	90
Men 65+	Unwgt'd	<b>9,381</b>	1,997	2,221	2,706	1,647	810	3,058	3,296	73	2,954
	Weighted (000)	<b>24,989</b>	5,993	5,808	7,395	3,852	1,941	7,665	9,298	154	7,873
	Horz %	<b>100.00</b>	23.98	23.24	29.59	15.42	7.77	30.67	37.21	0.61	31.51
	Vert %	<b>9.83</b>	15.67	11.69	7.56	9.25	7.22	9.33	13.56	3.56	7.94
	Index	<b>100</b>	159	119	77	94	73	95	138	36	81


		All	Political Outlook:					Political Affiliation:			
			Very Conservative	Somewhat Conservative	Middle of the Road	Somewhat Liberal	Very Liberal	Democratic	Republican	Other party	Independent/ No party affiliation
All	Unwgt'd	<b>100,077</b>	<b>12,776</b>	<b>18,750</b>	<b>37,720</b>	<b>18,351</b>	<b>12,480</b>	<b>35,252</b>	<b>24,100</b>	<b>1,832</b>	<b>38,893</b>
	Weighted (000)	<b>254,237</b>	<b>38,238</b>	<b>49,697</b>	<b>97,780</b>	<b>41,649</b>	<b>26,874</b>	<b>82,144</b>	<b>68,585</b>	<b>4,316</b>	<b>99,192</b>
	Horz %	<b>100.00</b>	<b>15.04</b>	<b>19.55</b>	<b>38.46</b>	<b>16.38</b>	<b>10.57</b>	<b>32.31</b>	<b>26.98</b>	<b>1.70</b>	<b>39.02</b>
	Vert %	<b>100.00</b>	<b>100.00</b>	<b>100.00</b>	<b>100.00</b>	<b>100.00</b>	<b>100.00</b>	<b>100.00</b>	<b>100.00</b>	<b>100.00</b>	<b>100.00</b>
	Index	<b>100</b>	<b>100</b>	<b>100</b>	<b>100</b>	<b>100</b>	<b>100</b>	<b>100</b>	<b>100</b>	<b>100</b>	<b>100</b>
Women 18-24	Unwgt'd	<b>5,622</b>	469	725	1,949	1,252	1,227	2,274	842	155	2,351
	Weighted (000)	<b>14,523</b>	1,340	1,916	5,195	3,153	2,918	5,579	2,349	393	6,201
	Horz %	<b>100.00</b>	9.23	13.20	35.77	21.71	20.10	38.41	16.18	2.71	42.70
	Vert %	<b>5.71</b>	3.50	3.86	5.31	7.57	10.86	6.79	3.43	9.11	6.25
	Index	<b>100</b>	61	68	93	133	190	119	60	160	109
Women 18-34	Unwgt'd	<b>16,235</b>	1,416	2,184	6,101	3,351	3,183	6,348	2,548	414	6,925
	Weighted (000)	<b>37,210</b>	3,718	5,238	14,057	7,571	6,628	13,590	6,507	936	16,177
	Horz %	<b>100.00</b>	9.99	14.08	37.78	20.35	17.81	36.52	17.49	2.52	43.47
	Vert %	<b>14.64</b>	9.72	10.54	14.38	18.18	24.66	16.54	9.49	21.70	16.31
	Index	<b>100</b>	66	72	98	124	169	113	65	148	111
Women 18-49	Unwgt'd	<b>29,987</b>	2,828	4,389	11,854	5,966	4,950	11,624	5,239	616	12,508
	Weighted (000)	<b>68,587</b>	7,594	10,666	27,569	12,851	9,908	24,134	13,639	1,410	29,404
	Horz %	<b>100.00</b>	11.07	15.55	40.20	18.74	14.45	35.19	19.89	2.06	42.87
	Vert %	<b>26.98</b>	19.86	21.46	28.19	30.86	36.87	29.38	19.89	32.66	29.64
	Index	<b>100</b>	74	80	105	114	137	109	74	121	110
Women 25-34	Unwgt'd	<b>10,613</b>	947	1,459	4,152	2,099	1,956	4,074	1,706	259	4,574
	Weighted (000)	<b>22,688</b>	2,377	3,321	8,862	4,418	3,709	8,011	4,158	543	9,976
	Horz %	<b>100.00</b>	10.48	14.64	39.06	19.47	16.35	35.31	18.33	2.39	43.97
	Vert %	<b>8.92</b>	6.22	6.68	9.06	10.61	13.80	9.75	6.06	12.58	10.06
	Index	<b>100</b>	70	75	102	119	155	109	68	141	113
Women 25-54	Unwgt'd	<b>28,427</b>	2,878	4,455	11,548	5,395	4,151	10,965	5,397	506	11,559
	Weighted (000)	<b>64,515</b>	7,787	10,892	26,608	11,232	7,997	22,290	14,186	1,147	26,893
	Horz %	<b>100.00</b>	12.07	16.88	41.24	17.41	12.40	34.55	21.99	1.78	41.68
	Vert %	<b>25.38</b>	20.36	21.92	27.21	26.97	29.76	27.13	20.68	26.57	27.11
	Index	<b>100</b>	80	86	107	106	117	107	82	105	107


		All	Political Outlook:					Political Affiliation:			
			Very Conservative	Somewhat Conservative	Middle of the Road	Somewhat Liberal	Very Liberal	Democratic	Republican	Other party	Independent/ No party affiliation
All	Unwgt'd	<b>100,077</b>	<b>12,776</b>	<b>18,750</b>	<b>37,720</b>	<b>18,351</b>	<b>12,480</b>	<b>35,252</b>	<b>24,100</b>	<b>1,832</b>	<b>38,893</b>
	Weighted (000)	<b>254,237</b>	<b>38,238</b>	<b>49,697</b>	<b>97,780</b>	<b>41,649</b>	<b>26,874</b>	<b>82,144</b>	<b>68,585</b>	<b>4,316</b>	<b>99,192</b>
	Horz %	<b>100.00</b>	<b>15.04</b>	<b>19.55</b>	<b>38.46</b>	<b>16.38</b>	<b>10.57</b>	<b>32.31</b>	<b>26.98</b>	<b>1.70</b>	<b>39.02</b>
	Vert %	<b>100.00</b>	<b>100.00</b>	<b>100.00</b>	<b>100.00</b>	<b>100.00</b>	<b>100.00</b>	<b>100.00</b>	<b>100.00</b>	<b>100.00</b>	<b>100.00</b>
	Index	<b>100</b>	<b>100</b>	<b>100</b>	<b>100</b>	<b>100</b>	<b>100</b>	<b>100</b>	<b>100</b>	<b>100</b>	<b>100</b>
Women 35-44	Unwgt'd	<b>9,853</b>	1,004	1,507	4,079	1,919	1,344	3,791	1,844	143	4,075
	Weighted (000)	<b>21,206</b>	2,616	3,444	9,065	3,704	2,377	7,334	4,463	310	9,099
	Horz %	<b>100.00</b>	12.34	16.24	42.75	17.47	11.21	34.58	21.05	1.46	42.91
	Vert %	<b>8.34</b>	6.84	6.93	9.27	8.89	8.85	8.93	6.51	7.19	9.17
	Index	<b>100</b>	82	83	111	107	106	107	78	86	110
Women 35-54	Unwgt'd	<b>17,814</b>	1,931	2,996	7,396	3,296	2,195	6,891	3,691	247	6,985
	Weighted (000)	<b>41,828</b>	5,409	7,571	17,746	6,814	4,288	14,279	10,028	604	16,917
	Horz %	<b>100.00</b>	12.93	18.10	42.43	16.29	10.25	34.14	23.98	1.44	40.44
	Vert %	<b>16.45</b>	14.15	15.23	18.15	16.36	15.95	17.38	14.62	13.98	17.05
	Index	<b>100</b>	86	93	110	99	97	106	89	85	104
Women 45-54	Unwgt'd	<b>7,961</b>	927	1,489	3,317	1,377	851	3,100	1,847	104	2,910
	Weighted (000)	<b>20,622</b>	2,794	4,127	8,680	3,110	1,910	6,945	5,565	293	7,818
	Horz %	<b>100.00</b>	13.55	20.01	42.09	15.08	9.26	33.68	26.99	1.42	37.91
	Vert %	<b>8.11</b>	7.31	8.30	8.88	7.47	7.11	8.45	8.11	6.79	7.88
	Index	<b>100</b>	90	102	109	92	88	104	100	84	97
Women 55-64	Unwgt'd	<b>8,186</b>	1,149	1,663	3,160	1,448	766	3,304	2,235	97	2,550
	Weighted (000)	<b>22,053</b>	3,724	4,658	8,675	3,391	1,605	7,854	7,119	224	6,857
	Horz %	<b>100.00</b>	16.89	21.12	39.34	15.38	7.28	35.61	32.28	1.01	31.09
	Vert %	<b>8.67</b>	9.74	9.37	8.87	8.14	5.97	9.56	10.38	5.19	6.91
	Index	<b>100</b>	112	108	102	94	69	110	120	60	80
Women 65+	Unwgt'd	<b>8,798</b>	1,433	1,718	2,802	1,832	1,013	3,912	2,478	64	2,344
	Weighted (000)	<b>30,241</b>	6,054	6,373	9,703	5,383	2,728	11,946	9,849	253	8,193
	Horz %	<b>100.00</b>	20.02	21.07	32.09	17.80	9.02	39.50	32.57	0.84	27.09
	Vert %	<b>11.89</b>	15.83	12.82	9.92	12.92	10.15	14.54	14.36	5.85	8.26
	Index	<b>100</b>	133	108	83	109	85	122	121	49	69


		All	Political Outlook:					Political Affiliation:			
			Very Conservative	Somewhat Conservative	Middle of the Road	Somewhat Liberal	Very Liberal	Democratic	Republican	Other party	Independent/ No party affiliation
All	Unwgt'd	<b>100,077</b>	<b>12,776</b>	<b>18,750</b>	<b>37,720</b>	<b>18,351</b>	<b>12,480</b>	<b>35,252</b>	<b>24,100</b>	<b>1,832</b>	<b>38,893</b>
	Weighted (000)	<b>254,237</b>	<b>38,238</b>	<b>49,697</b>	<b>97,780</b>	<b>41,649</b>	<b>26,874</b>	<b>82,144</b>	<b>68,585</b>	<b>4,316</b>	<b>99,192</b>
	Horz %	<b>100.00</b>	<b>15.04</b>	<b>19.55</b>	<b>38.46</b>	<b>16.38</b>	<b>10.57</b>	<b>32.31</b>	<b>26.98</b>	<b>1.70</b>	<b>39.02</b>
	Vert %	<b>100.00</b>	<b>100.00</b>	<b>100.00</b>	<b>100.00</b>	<b>100.00</b>	<b>100.00</b>	<b>100.00</b>	<b>100.00</b>	<b>100.00</b>	<b>100.00</b>
	Index	<b>100</b>	<b>100</b>	<b>100</b>	<b>100</b>	<b>100</b>	<b>100</b>	<b>100</b>	<b>100</b>	<b>100</b>	<b>100</b>
Highest Degree Received by Respondent: 12th grade or less (did not graduate high school)	Unwgt'd	<b>4,709</b>	750	734	2,203	574	448	1,276	794	107	2,532
	Weighted (000)	<b>25,000</b>	4,001	4,094	11,798	2,964	2,143	6,954	4,436	523	13,086
	Horz %	<b>100.00</b>	16.00	16.38	47.19	11.85	8.57	27.82	17.75	2.09	52.35
	Vert %	<b>9.83</b>	10.46	8.24	12.07	7.12	7.97	8.47	6.47	12.12	13.19
	Index	<b>100</b>	106	84	123	72	81	86	66	123	134
Highest Degree Received by Respondent: Graduated high school or equivalent	Unwgt'd	<b>16,499</b>	2,776	3,024	7,516	1,815	1,368	4,651	4,341	256	7,251
	Weighted (000)	<b>71,326</b>	13,297	13,901	31,334	7,643	5,152	18,785	21,606	949	29,987
	Horz %	<b>100.00</b>	18.64	19.49	43.93	10.72	7.22	26.34	30.29	1.33	42.04
	Vert %	<b>28.06</b>	34.77	27.97	32.05	18.35	19.17	22.87	31.50	21.98	30.23
	Index	<b>100</b>	124	100	114	65	68	82	112	78	108
Highest Degree Received by Respondent: Some college, no degree	Unwgt'd	<b>19,845</b>	2,802	3,815	7,992	3,094	2,142	6,548	5,020	431	7,846
	Weighted (000)	<b>44,061</b>	6,934	8,978	17,019	6,853	4,279	14,140	12,597	897	16,428
	Horz %	<b>100.00</b>	15.74	20.38	38.63	15.55	9.71	32.09	28.59	2.03	37.28
	Vert %	<b>17.33</b>	18.13	18.06	17.41	16.45	15.92	17.21	18.37	20.77	16.56
	Index	<b>100</b>	105	104	100	95	92	99	106	120	96
Highest Degree Received by Respondent: Associate degree	Unwgt'd	<b>11,328</b>	1,721	2,330	4,713	1,578	986	3,514	3,193	216	4,405
	Weighted (000)	<b>25,617</b>	4,350	5,584	10,113	3,483	2,087	7,584	8,064	501	9,468
	Horz %	<b>100.00</b>	16.98	21.80	39.48	13.60	8.15	29.61	31.48	1.95	36.96
	Vert %	<b>10.08</b>	11.38	11.24	10.34	8.36	7.77	9.23	11.76	11.60	9.55
	Index	<b>100</b>	113	112	103	83	77	92	117	115	95


		All	Political Outlook:					Political Affiliation:			
			Very Conservative	Somewhat Conservative	Middle of the Road	Somewhat Liberal	Very Liberal	Democratic	Republican	Other party	Independent/ No party affiliation
All	Unwgt'd	<b>100,077</b>	<b>12,776</b>	<b>18,750</b>	<b>37,720</b>	<b>18,351</b>	<b>12,480</b>	<b>35,252</b>	<b>24,100</b>	<b>1,832</b>	<b>38,893</b>
	Weighted (000)	<b>254,237</b>	<b>38,238</b>	<b>49,697</b>	<b>97,780</b>	<b>41,649</b>	<b>26,874</b>	<b>82,144</b>	<b>68,585</b>	<b>4,316</b>	<b>99,192</b>
	Horz %	<b>100.00</b>	<b>15.04</b>	<b>19.55</b>	<b>38.46</b>	<b>16.38</b>	<b>10.57</b>	<b>32.31</b>	<b>26.98</b>	<b>1.70</b>	<b>39.02</b>
	Vert %	<b>100.00</b>	<b>100.00</b>	<b>100.00</b>	<b>100.00</b>	<b>100.00</b>	<b>100.00</b>	<b>100.00</b>	<b>100.00</b>	<b>100.00</b>	<b>100.00</b>
	Index	<b>100</b>	<b>100</b>	<b>100</b>	<b>100</b>	<b>100</b>	<b>100</b>	<b>100</b>	<b>100</b>	<b>100</b>	<b>100</b>
Highest Degree Received by Respondent: Bachelor's degree	Unwgt'd	<b>28,309</b>	3,134	5,553	9,354	6,160	4,108	10,691	7,055	535	10,028
	Weighted (000)	<b>51,594</b>	6,304	10,602	16,630	11,055	7,001	18,626	14,156	952	17,859
	Horz %	<b>100.00</b>	12.22	20.55	32.23	21.43	13.57	36.10	27.44	1.85	34.62
	Vert %	<b>20.29</b>	16.49	21.33	17.01	26.54	26.05	22.67	20.64	22.06	18.00
	Index	<b>100</b>	81	105	84	131	128	112	102	109	89
Highest Degree Received by Respondent: Post-graduate degree	Unwgt'd	<b>19,387</b>	1,593	3,294	5,942	5,130	3,428	8,572	3,697	287	6,831
	Weighted (000)	<b>36,639</b>	3,352	6,537	10,886	9,652	6,212	16,055	7,725	495	12,363
	Horz %	<b>100.00</b>	9.15	17.84	29.71	26.34	16.95	43.82	21.08	1.35	33.74
	Vert %	<b>14.41</b>	8.77	13.15	11.13	23.17	23.11	19.55	11.26	11.47	12.46
	Index	<b>100</b>	61	91	77	161	160	136	78	80	86
Highest Degree Received by Respondent: Some college (no degree) OR Associate degree	Unwgt'd	<b>31,173</b>	4,523	6,145	12,705	4,672	3,128	10,062	8,213	647	12,251
	Weighted (000)	<b>69,679</b>	11,284	14,561	27,132	10,335	6,366	21,724	20,662	1,397	25,896
	Horz %	<b>100.00</b>	16.19	20.90	38.94	14.83	9.14	31.18	29.65	2.01	37.16
	Vert %	<b>27.41</b>	29.51	29.30	27.75	24.82	23.69	26.45	30.13	32.37	26.11
	Index	<b>100</b>	108	107	101	91	86	96	110	118	95
Highest Degree Received by Respondent: Bachelor's degree OR Post-graduate degree	Unwgt'd	<b>47,696</b>	4,727	8,847	15,296	11,290	7,536	19,263	10,752	822	16,859
	Weighted (000)	<b>88,232</b>	9,657	17,140	27,516	20,707	13,213	34,681	21,881	1,448	30,222
	Horz %	<b>100.00</b>	10.94	19.43	31.19	23.47	14.98	39.31	24.80	1.64	34.25
	Vert %	<b>34.70</b>	25.25	34.49	28.14	49.72	49.17	42.22	31.90	33.53	30.47
	Index	<b>100</b>	73	99	81	143	142	122	92	97	88





		All	Political Outlook:					Political Affiliation:			
			Very Conservative	Somewhat Conservative	Middle of the Road	Somewhat Liberal	Very Liberal	Democratic	Republican	Other party	Independent/ No party affiliation
All	Unwgt'd	<b>100,077</b>	<b>12,776</b>	<b>18,750</b>	<b>37,720</b>	<b>18,351</b>	<b>12,480</b>	<b>35,252</b>	<b>24,100</b>	<b>1,832</b>	<b>38,893</b>
	Weighted (000)	<b>254,237</b>	<b>38,238</b>	<b>49,697</b>	<b>97,780</b>	<b>41,649</b>	<b>26,874</b>	<b>82,144</b>	<b>68,585</b>	<b>4,316</b>	<b>99,192</b>
	Horz %	<b>100.00</b>	<b>15.04</b>	<b>19.55</b>	<b>38.46</b>	<b>16.38</b>	<b>10.57</b>	<b>32.31</b>	<b>26.98</b>	<b>1.70</b>	<b>39.02</b>
	Vert %	<b>100.00</b>	<b>100.00</b>	<b>100.00</b>	<b>100.00</b>	<b>100.00</b>	<b>100.00</b>	<b>100.00</b>	<b>100.00</b>	<b>100.00</b>	<b>100.00</b>
	Index	<b>100</b>	<b>100</b>	<b>100</b>	<b>100</b>	<b>100</b>	<b>100</b>	<b>100</b>	<b>100</b>	<b>100</b>	<b>100</b>
Employment: Working full time	Unwgt'd	<b>52,845</b>	5,879	9,947	20,365	9,956	6,698	18,588	12,596	1,036	20,625
	Weighted (000)	<b>119,417</b>	15,419	23,476	47,583	20,152	12,788	38,104	31,730	2,208	47,375
	Horz %	<b>100.00</b>	12.91	19.66	39.85	16.87	10.71	31.91	26.57	1.85	39.67
	Vert %	<b>46.97</b>	40.32	47.24	48.66	48.38	47.59	46.39	46.26	51.16	47.76
	Index	<b>100</b>	86	101	104	103	101	99	98	109	102
Employment: Working part time	Unwgt'd	<b>14,099</b>	1,680	2,495	5,232	2,640	2,052	4,992	3,021	302	5,784
	Weighted (000)	<b>32,826</b>	4,348	5,970	12,816	5,516	4,176	10,638	7,751	700	13,737
	Horz %	<b>100.00</b>	13.25	18.19	39.04	16.80	12.72	32.41	23.61	2.13	41.85
	Vert %	<b>12.91</b>	11.37	12.01	13.11	13.24	15.54	12.95	11.30	16.23	13.85
	Index	<b>100</b>	88	93	102	103	120	100	88	126	107
Employment: Working full time or part time	Unwgt'd	<b>66,944</b>	7,559	12,442	25,597	12,596	8,750	23,580	15,617	1,338	26,409
	Weighted (000)	<b>152,243</b>	19,767	29,446	60,399	25,668	16,964	48,741	39,480	2,909	61,113
	Horz %	<b>100.00</b>	12.98	19.34	39.67	16.86	11.14	32.02	25.93	1.91	40.14
	Vert %	<b>59.88</b>	51.69	59.25	61.77	61.63	63.12	59.34	57.56	67.39	61.61
	Index	<b>100</b>	86	99	103	103	105	99	96	113	103
Employment: Not working	Unwgt'd	<b>33,133</b>	5,217	6,308	12,123	5,755	3,730	11,672	8,483	494	12,484
	Weighted (000)	<b>101,994</b>	18,471	20,251	37,381	15,981	9,910	33,403	29,104	1,408	38,079
	Horz %	<b>100.00</b>	18.11	19.86	36.65	15.67	9.72	32.75	28.54	1.38	37.33
	Vert %	<b>40.12</b>	48.31	40.75	38.23	38.37	36.88	40.66	42.44	32.61	38.39
	Index	<b>100</b>	120	102	95	96	92	101	106	81	96


		All	Political Outlook:					Political Affiliation:			
			Very Conservative	Somewhat Conservative	Middle of the Road	Somewhat Liberal	Very Liberal	Democratic	Republican	Other party	Independent/ No party affiliation
All	Unwgt'd	<b>100,077</b>	<b>12,776</b>	<b>18,750</b>	<b>37,720</b>	<b>18,351</b>	<b>12,480</b>	<b>35,252</b>	<b>24,100</b>	<b>1,832</b>	<b>38,893</b>
	Weighted (000)	<b>254,237</b>	<b>38,238</b>	<b>49,697</b>	<b>97,780</b>	<b>41,649</b>	<b>26,874</b>	<b>82,144</b>	<b>68,585</b>	<b>4,316</b>	<b>99,192</b>
	Horz %	<b>100.00</b>	<b>15.04</b>	<b>19.55</b>	<b>38.46</b>	<b>16.38</b>	<b>10.57</b>	<b>32.31</b>	<b>26.98</b>	<b>1.70</b>	<b>39.02</b>
	Vert %	<b>100.00</b>	<b>100.00</b>	<b>100.00</b>	<b>100.00</b>	<b>100.00</b>	<b>100.00</b>	<b>100.00</b>	<b>100.00</b>	<b>100.00</b>	<b>100.00</b>
	Index	<b>100</b>	<b>100</b>	<b>100</b>	<b>100</b>	<b>100</b>	<b>100</b>	<b>100</b>	<b>100</b>	<b>100</b>	<b>100</b>
If not employed: Retired	Unwgt'd	<b>17,277</b>	3,205	3,762	5,639	3,099	1,572	6,447	5,458	156	5,216
	Weighted (000)	<b>55,335</b>	11,792	12,364	18,079	8,689	4,411	19,189	19,181	492	16,474
	Horz %	<b>100.00</b>	21.31	22.34	32.67	15.70	7.97	34.68	34.66	0.89	29.77
	Vert %	<b>21.77</b>	30.84	24.88	18.49	20.86	16.41	23.36	27.97	11.39	16.61
	Index	<b>100</b>	142	114	85	96	75	107	128	52	76
If not employed: Temporarily Unemployed	Unwgt'd	<b>4,840</b>	512	712	1,997	879	740	1,752	717	95	2,276
	Weighted (000)	<b>12,867</b>	1,486	2,122	5,454	2,089	1,715	4,227	2,159	266	6,215
	Horz %	<b>100.00</b>	11.55	16.49	42.39	16.24	13.33	32.85	16.78	2.07	48.30
	Vert %	<b>5.06</b>	3.89	4.27	5.58	5.02	6.38	5.15	3.15	6.16	6.27
	Index	<b>100</b>	77	84	110	99	126	102	62	122	124
If not employed: Student	Unwgt'd	<b>3,183</b>	228	466	1,189	688	612	1,220	505	89	1,369
	Weighted (000)	<b>8,714</b>	611	1,243	3,310	1,899	1,651	3,492	1,364	185	3,674
	Horz %	<b>100.00</b>	7.01	14.27	37.99	21.80	18.94	40.07	15.65	2.12	42.16
	Vert %	<b>3.43</b>	1.60	2.50	3.39	4.56	6.14	4.25	1.99	4.28	3.70
	Index	<b>100</b>	47	73	99	133	179	124	58	125	108
If not employed: Homemaker	Unwgt'd	<b>4,610</b>	839	826	1,902	628	415	1,171	1,174	83	2,182
	Weighted (000)	<b>15,909</b>	3,216	2,887	6,545	2,076	1,184	3,629	4,352	303	7,625
	Horz %	<b>100.00</b>	20.22	18.15	41.14	13.05	7.44	22.81	27.36	1.90	47.93
	Vert %	<b>6.26</b>	8.41	5.81	6.69	4.99	4.41	4.42	6.35	7.02	7.69
	Index	<b>100</b>	134	93	107	80	70	71	101	112	123
If not employed: Other	Unwgt'd	<b>3,223</b>	433	542	1,396	461	391	1,082	629	71	1,441
	Weighted (000)	<b>9,168</b>	1,366	1,635	3,992	1,227	949	2,866	2,049	163	4,091
	Horz %	<b>100.00</b>	14.90	17.83	43.54	13.38	10.35	31.26	22.35	1.77	44.62
	Vert %	<b>3.61</b>	3.57	3.29	4.08	2.95	3.53	3.49	2.99	3.77	4.12
	Index	<b>100</b>	99	91	113	82	98	97	83	104	114


		All	Political Outlook:					Political Affiliation:			
			Very Conservative	Somewhat Conservative	Middle of the Road	Somewhat Liberal	Very Liberal	Democratic	Republican	Other party	Independent/ No party affiliation
All	Unwgt'd	<b>100,077</b>	<b>12,776</b>	<b>18,750</b>	<b>37,720</b>	<b>18,351</b>	<b>12,480</b>	<b>35,252</b>	<b>24,100</b>	<b>1,832</b>	<b>38,893</b>
	Weighted (000)	<b>254,237</b>	<b>38,238</b>	<b>49,697</b>	<b>97,780</b>	<b>41,649</b>	<b>26,874</b>	<b>82,144</b>	<b>68,585</b>	<b>4,316</b>	<b>99,192</b>
	Horz %	<b>100.00</b>	<b>15.04</b>	<b>19.55</b>	<b>38.46</b>	<b>16.38</b>	<b>10.57</b>	<b>32.31</b>	<b>26.98</b>	<b>1.70</b>	<b>39.02</b>
	Vert %	<b>100.00</b>	<b>100.00</b>	<b>100.00</b>	<b>100.00</b>	<b>100.00</b>	<b>100.00</b>	<b>100.00</b>	<b>100.00</b>	<b>100.00</b>	<b>100.00</b>
	Index	<b>100</b>	<b>100</b>	<b>100</b>	<b>100</b>	<b>100</b>	<b>100</b>	<b>100</b>	<b>100</b>	<b>100</b>	<b>100</b>
Occupation: Professional and related occupations	Unwgt'd	<b>19,876</b>	1,756	3,299	6,548	4,758	3,515	8,200	3,959	390	7,327
	Weighted (000)	<b>37,421</b>	3,810	6,551	12,333	8,653	6,074	14,608	8,570	686	13,557
	Horz %	<b>100.00</b>	10.18	17.51	32.96	23.12	16.23	39.04	22.90	1.83	36.23
	Vert %	<b>14.72</b>	9.96	13.18	12.61	20.78	22.60	17.78	12.50	15.89	13.67
	Index	<b>100</b>	68	90	86	141	154	121	85	108	93
Occupation: Management, business and financial operations	Unwgt'd	<b>14,940</b>	1,409	2,961	5,420	3,155	1,995	5,527	3,685	264	5,464
	Weighted (000)	<b>28,157</b>	2,983	5,931	10,429	5,497	3,317	9,536	8,000	494	10,127
	Horz %	<b>100.00</b>	10.59	21.06	37.04	19.52	11.78	33.87	28.41	1.75	35.97
	Vert %	<b>11.08</b>	7.80	11.93	10.67	13.20	12.34	11.61	11.66	11.44	10.21
	Index	<b>100</b>	70	108	96	119	111	105	105	103	92
Occupation: Sales and office occupations	Unwgt'd	<b>12,833</b>	1,550	2,451	5,209	2,160	1,463	4,422	3,132	254	5,025
	Weighted (000)	<b>29,706</b>	4,075	5,803	12,256	4,555	3,016	9,386	8,048	613	11,660
	Horz %	<b>100.00</b>	13.72	19.54	41.26	15.33	10.15	31.60	27.09	2.06	39.25
	Vert %	<b>11.68</b>	10.66	11.68	12.53	10.94	11.22	11.43	11.73	14.19	11.75
	Index	<b>100</b>	91	100	107	94	96	98	100	121	101
Occupation: Natural resources, construction and maintenance occup.	Unwgt'd	<b>4,125</b>	801	895	1,795	396	238	815	1,350	84	1,876
	Weighted (000)	<b>13,764</b>	2,698	2,978	6,218	1,202	667	2,540	4,464	261	6,499
	Horz %	<b>100.00</b>	19.60	21.64	45.18	8.73	4.85	18.46	32.43	1.89	47.22
	Vert %	<b>5.41</b>	7.06	5.99	6.36	2.89	2.48	3.09	6.51	6.04	6.55
	Index	<b>100</b>	130	111	117	53	46	57	120	112	121
Occupation: Other employed	Unwgt'd	<b>15,170</b>	2,043	2,836	6,625	2,127	1,539	4,616	3,491	346	6,717
	Weighted (000)	<b>43,196</b>	6,200	8,182	19,163	5,760	3,890	12,672	10,399	856	19,269
	Horz %	<b>100.00</b>	14.35	18.94	44.36	13.34	9.00	29.34	24.07	1.98	44.61
	Vert %	<b>16.99</b>	16.22	16.46	19.60	13.83	14.47	15.43	15.16	19.83	19.43
	Index	<b>100</b>	95	97	115	81	85	91	89	117	114
Respondent is a Veteran of the U.S. Armed Forces	Unwgt'd	<b>7,611</b>	1,557	1,943	2,682	998	431	1,997	2,741	166	2,707
	Weighted (000)	<b>20,829</b>	4,783	5,228	7,254	2,508	1,056	5,247	7,916	455	7,212
	Horz %	<b>100.00</b>	22.96	25.10	34.82	12.04	5.07	25.19	38.00	2.18	34.62
	Vert %	<b>8.19</b>	12.51	10.52	7.42	6.02	3.93	6.39	11.54	10.54	7.27
	Index	<b>100</b>	153	128	91	74	48	78	141	129	89

		All	Political Outlook:					Political Affiliation:			
			Very Conservative	Somewhat Conservative	Middle of the Road	Somewhat Liberal	Very Liberal	Democratic	Republican	Other party	Independent/ No party affiliation
All	Unwgt'd	100,077	12,776	18,750	37,720	18,351	12,480	35,252	24,100	1,832	38,893
	Weighted (000)	254,237	38,238	49,697	97,780	41,649	26,874	82,144	68,585	4,316	99,192
	Horz %	100.00	15.04	19.55	38.46	16.38	10.57	32.31	26.98	1.70	39.02
	Vert %	100.00	100.00	100.00	100.00	100.00	100.00	100.00	100.00	100.00	100.00
	Index	100	100	100	100	100	100	100	100	100	100
Household Income: \$500,000+	Unwgt'd	1,380	159	300	462	276	183	446	386	35	513
	Weighted (000)	4,004	607	760	1,329	727	581	1,284	1,077	112	1,530
	Horz %	100.00	15.16	18.98	33.20	18.15	14.51	32.08	26.91	2.80	38.21
	Vert %	1.57	1.59	1.53	1.36	1.74	2.16	1.56	1.57	2.60	1.54
	Index	100	101	97	86	111	137	99	100	165	98
Household Income: \$350,000-\$499,999	Unwgt'd	1,427	134	303	458	355	177	536	378	23	490
	Weighted (000)	3,581	400	842	1,124	836	378	1,256	1,094	54	1,177
	Horz %	100.00	11.18	23.52	31.40	23.34	10.56	35.07	30.56	1.50	32.87
	Vert %	1.41	1.05	1.70	1.15	2.01	1.41	1.53	1.60	1.24	1.19
	Index	100	74	120	82	142	100	109	113	88	84
Household Income: \$250,000-\$349,999	Unwgt'd	3,162	286	648	1,047	765	416	1,220	842	49	1,051
	Weighted (000)	8,412	972	1,783	2,736	1,895	1,026	3,028	2,513	114	2,758
	Horz %	100.00	11.56	21.20	32.53	22.52	12.20	35.99	29.87	1.35	32.78
	Vert %	3.31	2.54	3.59	2.80	4.55	3.82	3.69	3.66	2.64	2.78
	Index	100	77	108	85	137	115	111	111	80	84
Household Income: \$200,000-\$249,999	Unwgt'd	4,665	452	958	1,531	1,100	624	1,832	1,230	75	1,528
	Weighted (000)	13,413	1,428	2,802	4,583	2,892	1,708	4,939	3,874	189	4,411
	Horz %	100.00	10.65	20.89	34.17	21.56	12.74	36.82	28.88	1.41	32.89
	Vert %	5.28	3.74	5.64	4.69	6.94	6.36	6.01	5.65	4.39	4.45
	Index	100	71	107	89	132	120	114	107	83	84
Household Income: \$150,000-\$199,999	Unwgt'd	8,670	990	1,782	2,854	1,871	1,173	3,205	2,378	132	2,955
	Weighted (000)	27,810	3,716	5,740	9,406	5,575	3,373	9,579	8,368	411	9,452
	Horz %	100.00	13.36	20.64	33.82	20.05	12.13	34.44	30.09	1.48	33.99
	Vert %	10.94	9.72	11.55	9.62	13.38	12.55	11.66	12.20	9.51	9.53
	Index	100	89	106	88	122	115	107	112	87	87
Household Income: \$125,000-\$149,999	Unwgt'd	7,450	844	1,539	2,555	1,512	1,000	2,692	2,037	131	2,590
	Weighted (000)	18,325	2,547	3,900	6,524	3,323	2,031	6,022	5,703	310	6,290
	Horz %	100.00	13.90	21.28	35.60	18.13	11.08	32.86	31.12	1.69	34.33
	Vert %	7.21	6.66	7.85	6.67	7.98	7.56	7.33	8.32	7.19	6.34
	Index	100	92	109	93	111	105	102	115	100	88


		All	Political Outlook:					Political Affiliation:			
			Very Conservative	Somewhat Conservative	Middle of the Road	Somewhat Liberal	Very Liberal	Democratic	Republican	Other party	Independent/ No party affiliation
All	Unwgt'd	<b>100,077</b>	<b>12,776</b>	<b>18,750</b>	<b>37,720</b>	<b>18,351</b>	<b>12,480</b>	<b>35,252</b>	<b>24,100</b>	<b>1,832</b>	<b>38,893</b>
	Weighted (000)	<b>254,237</b>	<b>38,238</b>	<b>49,697</b>	<b>97,780</b>	<b>41,649</b>	<b>26,874</b>	<b>82,144</b>	<b>68,585</b>	<b>4,316</b>	<b>99,192</b>
	Horz %	<b>100.00</b>	<b>15.04</b>	<b>19.55</b>	<b>38.46</b>	<b>16.38</b>	<b>10.57</b>	<b>32.31</b>	<b>26.98</b>	<b>1.70</b>	<b>39.02</b>
	Vert %	<b>100.00</b>	<b>100.00</b>	<b>100.00</b>	<b>100.00</b>	<b>100.00</b>	<b>100.00</b>	<b>100.00</b>	<b>100.00</b>	<b>100.00</b>	<b>100.00</b>
	Index	<b>100</b>	<b>100</b>	<b>100</b>	<b>100</b>	<b>100</b>	<b>100</b>	<b>100</b>	<b>100</b>	<b>100</b>	<b>100</b>
Household Income: \$100,000-\$124,999	Unwgt'd	<b>11,355</b>	1,443	2,298	4,011	2,229	1,374	3,967	3,173	197	4,018
	Weighted (000)	<b>27,411</b>	4,096	5,654	9,886	4,843	2,932	8,979	8,271	492	9,670
	Horz %	<b>100.00</b>	14.94	20.63	36.07	17.67	10.70	32.76	30.17	1.79	35.28
	Vert %	<b>10.78</b>	10.71	11.38	10.11	11.63	10.91	10.93	12.06	11.40	9.75
	Index	<b>100</b>	99	106	94	108	101	101	112	106	90
Household Income: \$75,000-\$99,999	Unwgt'd	<b>13,602</b>	1,779	2,686	4,961	2,518	1,658	4,710	3,588	268	5,036
	Weighted (000)	<b>33,777</b>	5,270	7,037	12,663	5,551	3,256	10,565	10,066	579	12,568
	Horz %	<b>100.00</b>	15.60	20.83	37.49	16.44	9.64	31.28	29.80	1.71	37.21
	Vert %	<b>13.29</b>	13.78	14.16	12.95	13.33	12.12	12.86	14.68	13.41	12.67
	Index	<b>100</b>	104	107	97	100	91	97	110	101	95
Household Income: \$60,000-\$74,999	Unwgt'd	<b>10,376</b>	1,282	1,966	4,040	1,794	1,294	3,683	2,480	193	4,020
	Weighted (000)	<b>24,114</b>	3,457	4,747	9,856	3,603	2,451	7,745	6,320	399	9,650
	Horz %	<b>100.00</b>	14.34	19.68	40.87	14.94	10.17	32.12	26.21	1.65	40.02
	Vert %	<b>9.48</b>	9.04	9.55	10.08	8.65	9.12	9.43	9.22	9.24	9.73
	Index	<b>100</b>	95	101	106	91	96	99	97	97	103
Household Income: \$50,000-\$59,999	Unwgt'd	<b>7,598</b>	1,032	1,321	3,031	1,303	911	2,555	1,778	139	3,126
	Weighted (000)	<b>17,705</b>	2,882	3,153	7,267	2,706	1,697	5,247	4,515	305	7,638
	Horz %	<b>100.00</b>	16.28	17.81	41.05	15.28	9.59	29.64	25.50	1.72	43.14
	Vert %	<b>6.96</b>	7.54	6.34	7.43	6.50	6.32	6.39	6.58	7.07	7.70
	Index	<b>100</b>	108	91	107	93	91	92	95	102	111
Household Income: \$40,000-\$49,999	Unwgt'd	<b>7,068</b>	1,005	1,209	2,793	1,195	866	2,500	1,589	129	2,850
	Weighted (000)	<b>18,002</b>	3,102	3,230	7,388	2,455	1,826	5,447	4,652	322	7,582
	Horz %	<b>100.00</b>	17.23	17.94	41.04	13.64	10.15	30.26	25.84	1.79	42.12
	Vert %	<b>7.08</b>	8.11	6.50	7.56	5.89	6.80	6.63	6.78	7.45	7.64
	Index	<b>100</b>	115	92	107	83	96	94	96	105	108
Household Income: \$30,000-\$39,999	Unwgt'd	<b>6,845</b>	953	1,175	2,865	1,051	801	2,370	1,439	135	2,901
	Weighted (000)	<b>17,731</b>	2,981	3,250	7,468	2,286	1,745	5,515	4,338	348	7,530
	Horz %	<b>100.00</b>	16.81	18.33	42.12	12.89	9.84	31.10	24.47	1.96	42.47
	Vert %	<b>6.97</b>	7.80	6.54	7.64	5.49	6.49	6.71	6.33	8.06	7.59
	Index	<b>100</b>	112	94	110	79	93	96	91	116	109


		All	Political Outlook:					Political Affiliation:			
			Very Conservative	Somewhat Conservative	Middle of the Road	Somewhat Liberal	Very Liberal	Democratic	Republican	Other party	Independent/ No party affiliation
All	Unwgt'd	<b>100,077</b>	<b>12,776</b>	<b>18,750</b>	<b>37,720</b>	<b>18,351</b>	<b>12,480</b>	<b>35,252</b>	<b>24,100</b>	<b>1,832</b>	<b>38,893</b>
	Weighted (000)	<b>254,237</b>	<b>38,238</b>	<b>49,697</b>	<b>97,780</b>	<b>41,649</b>	<b>26,874</b>	<b>82,144</b>	<b>68,585</b>	<b>4,316</b>	<b>99,192</b>
	Horz %	<b>100.00</b>	<b>15.04</b>	<b>19.55</b>	<b>38.46</b>	<b>16.38</b>	<b>10.57</b>	<b>32.31</b>	<b>26.98</b>	<b>1.70</b>	<b>39.02</b>
	Vert %	<b>100.00</b>	<b>100.00</b>	<b>100.00</b>	<b>100.00</b>	<b>100.00</b>	<b>100.00</b>	<b>100.00</b>	<b>100.00</b>	<b>100.00</b>	<b>100.00</b>
	Index	<b>100</b>	<b>100</b>	<b>100</b>	<b>100</b>	<b>100</b>	<b>100</b>	<b>100</b>	<b>100</b>	<b>100</b>	<b>100</b>
Household Income: \$20,000-\$29,999	Unwgt'd	<b>5,955</b>	843	974	2,522	926	690	2,030	1,189	111	2,625
	Weighted (000)	<b>16,387</b>	2,697	3,004	7,122	2,104	1,460	5,122	3,774	241	7,249
	Horz %	<b>100.00</b>	16.46	18.33	43.46	12.84	8.91	31.26	23.03	1.47	44.24
	Vert %	<b>6.45</b>	7.05	6.04	7.28	5.05	5.43	6.24	5.50	5.57	7.31
	Index	<b>100</b>	109	94	113	78	84	97	85	86	113
Household Income: Under \$20,000	Unwgt'd	<b>10,524</b>	1,574	1,591	4,590	1,456	1,313	3,506	1,613	215	5,190
	Weighted (000)	<b>23,565</b>	4,082	3,795	10,427	2,854	2,408	7,417	4,018	442	11,688
	Horz %	<b>100.00</b>	17.32	16.10	44.25	12.11	10.22	31.48	17.05	1.87	49.60
	Vert %	<b>9.27</b>	10.68	7.64	10.66	6.85	8.96	9.03	5.86	10.23	11.78
	Index	<b>100</b>	115	82	115	74	97	97	63	110	127
Mean Household Income	Unwgt'd										
	Weighted (000)	<b>106,958.10</b>	98,235.10	111,995.20	99,303.80	121,679.00	115,090.70	110,725.00	114,698.90	105,963.90	98,529.60
	Horz %										
	Vert %										
	Index	<b>100</b>	92	105	93	114	108	104	107	99	92
Median Household Income	Unwgt'd										
	Weighted (000)	<b>82,116.40</b>	74,643.00	88,038.50	74,029.20	96,690.70	89,193.10	85,835.70	91,576.50	79,423.10	72,293.90
	Horz %										
	Vert %										
	Index	<b>100</b>	91	107	90	118	109	105	112	97	88


		All	Political Outlook:					Political Affiliation:			
			Very Conservative	Somewhat Conservative	Middle of the Road	Somewhat Liberal	Very Liberal	Democratic	Republican	Other party	Independent/ No party affiliation
All	Unwgt'd	100,077	12,776	18,750	37,720	18,351	12,480	35,252	24,100	1,832	38,893
	Weighted (000)	254,237	38,238	49,697	97,780	41,649	26,874	82,144	68,585	4,316	99,192
	Horz %	100.00	15.04	19.55	38.46	16.38	10.57	32.31	26.98	1.70	39.02
	Vert %	100.00	100.00	100.00	100.00	100.00	100.00	100.00	100.00	100.00	100.00
	Index	100	100	100	100	100	100	100	100	100	100
Marital Status: Never married	Unwgt'd	33,002	2,661	4,515	12,763	6,991	6,072	13,596	4,769	738	13,899
	Weighted (000)	75,474	6,912	10,705	30,604	14,778	12,475	28,789	11,735	1,635	33,316
	Horz %	100.00	9.16	14.18	40.55	19.58	16.53	38.14	15.55	2.17	44.14
	Vert %	29.69	18.08	21.54	31.30	35.48	46.42	35.05	17.11	37.87	33.59
	Index	100	61	73	105	120	156	118	58	128	113
Marital Status: Now married	Unwgt'd	49,086	7,757	10,926	17,797	8,126	4,480	14,862	15,010	822	18,392
	Weighted (000)	133,382	24,170	30,381	48,771	19,776	10,286	37,567	44,495	2,026	49,295
	Horz %	100.00	18.12	22.78	36.56	14.83	7.71	28.16	33.36	1.52	36.96
	Vert %	52.46	63.21	61.13	49.88	47.48	38.27	45.73	64.88	46.93	49.70
	Index	100	120	117	95	91	73	87	124	89	95
Marital Status: Legally separated/widowed/divorced	Unwgt'd	17,989	2,358	3,309	7,160	3,234	1,928	6,794	4,321	272	6,602
	Weighted (000)	45,380	7,156	8,611	18,405	7,095	4,113	15,788	12,355	656	16,581
	Horz %	100.00	15.77	18.98	40.56	15.63	9.06	34.79	27.23	1.45	36.54
	Vert %	17.85	18.71	17.33	18.82	17.03	15.31	19.22	18.01	15.20	16.72
	Index	100	105	97	105	95	86	108	101	85	94
Marital Status: Never married or Legally separated/widowed/divorced	Unwgt'd	50,991	5,019	7,824	19,923	10,225	8,000	20,390	9,090	1,010	20,501
	Weighted (000)	120,855	14,069	19,316	49,009	21,873	16,588	44,578	24,090	2,291	49,897
	Horz %	100.00	11.64	15.98	40.55	18.10	13.73	36.89	19.93	1.90	41.29
	Vert %	47.54	36.79	38.87	50.12	52.52	61.73	54.27	35.12	53.07	50.30
	Index	100	77	82	105	110	130	114	74	112	106
Marital Status: Engaged	Unwgt'd	4,506	455	740	1,889	803	619	1,594	933	108	1,871
	Weighted (000)	11,788	1,288	1,895	5,190	1,939	1,476	3,791	2,517	285	5,195
	Horz %	100.00	10.93	16.08	44.03	16.45	12.52	32.16	21.35	2.41	44.07
	Vert %	4.64	3.37	3.81	5.31	4.65	5.49	4.62	3.67	6.59	5.24
	Index	100	73	82	114	100	118	100	79	142	113
Living w/partner/fiance/boyfriend or girlfriend (same or opposite sex)	Unwgt'd	10,131	815	1,406	4,000	2,076	1,834	4,097	1,721	217	4,096
	Weighted (000)	29,700	3,063	4,338	12,384	5,401	4,515	10,832	5,790	591	12,486
	Horz %	100.00	10.31	14.61	41.70	18.18	15.20	36.47	19.50	1.99	42.04
	Vert %	11.68	8.01	8.73	12.67	12.97	16.80	13.19	8.44	13.70	12.59
	Index	100	69	75	108	111	144	113	72	117	108


		All	Political Outlook:					Political Affiliation:			
			Very Conservative	Somewhat Conservative	Middle of the Road	Somewhat Liberal	Very Liberal	Democratic	Republican	Other party	Independent/ No party affiliation
All	Unwgt'd	<b>100,077</b>	<b>12,776</b>	<b>18,750</b>	<b>37,720</b>	<b>18,351</b>	<b>12,480</b>	<b>35,252</b>	<b>24,100</b>	<b>1,832</b>	<b>38,893</b>
	Weighted (000)	<b>254,237</b>	<b>38,238</b>	<b>49,697</b>	<b>97,780</b>	<b>41,649</b>	<b>26,874</b>	<b>82,144</b>	<b>68,585</b>	<b>4,316</b>	<b>99,192</b>
	Horz %	<b>100.00</b>	<b>15.04</b>	<b>19.55</b>	<b>38.46</b>	<b>16.38</b>	<b>10.57</b>	<b>32.31</b>	<b>26.98</b>	<b>1.70</b>	<b>39.02</b>
	Vert %	<b>100.00</b>	<b>100.00</b>	<b>100.00</b>	<b>100.00</b>	<b>100.00</b>	<b>100.00</b>	<b>100.00</b>	<b>100.00</b>	<b>100.00</b>	<b>100.00</b>
	Index	<b>100</b>	<b>100</b>	<b>100</b>	<b>100</b>	<b>100</b>	<b>100</b>	<b>100</b>	<b>100</b>	<b>100</b>	<b>100</b>
Household size: 1	Unwgt'd	<b>19,825</b>	2,233	3,251	7,150	4,107	3,084	8,067	3,861	337	7,560
	Weighted (000)	<b>36,930</b>	5,206	6,726	13,751	6,537	4,710	13,549	8,557	573	14,251
	Horz %	<b>100.00</b>	14.10	18.21	37.23	17.70	12.75	36.69	23.17	1.55	38.59
	Vert %	<b>14.53</b>	13.61	13.53	14.06	15.70	17.53	16.49	12.48	13.28	14.37
	Index	<b>100</b>	94	93	97	108	121	114	86	91	99
Household size: 2	Unwgt'd	<b>34,584</b>	4,885	6,778	11,930	6,520	4,471	12,330	9,415	585	12,254
	Weighted (000)	<b>87,585</b>	14,974	17,959	30,200	14,898	9,555	28,959	27,176	1,236	30,214
	Horz %	<b>100.00</b>	17.10	20.50	34.48	17.01	10.91	33.06	31.03	1.41	34.50
	Vert %	<b>34.45</b>	39.16	36.14	30.89	35.77	35.55	35.25	39.62	28.64	30.46
	Index	<b>100</b>	114	105	90	104	103	102	115	83	88
Household size: 3-4	Unwgt'd	<b>33,345</b>	3,901	6,293	13,399	5,890	3,862	11,156	7,849	626	13,714
	Weighted (000)	<b>89,457</b>	11,952	17,310	36,397	14,460	9,337	28,179	22,738	1,601	36,939
	Horz %	<b>100.00</b>	13.36	19.35	40.69	16.16	10.44	31.50	25.42	1.79	41.29
	Vert %	<b>35.19</b>	31.26	34.83	37.22	34.72	34.74	34.30	33.15	37.10	37.24
	Index	<b>100</b>	89	99	106	99	99	97	94	105	106
Household size: 5+	Unwgt'd	<b>12,323</b>	1,757	2,428	5,241	1,834	1,063	3,699	2,975	284	5,365
	Weighted (000)	<b>40,265</b>	6,106	7,701	17,432	5,753	3,272	11,458	10,114	906	17,787
	Horz %	<b>100.00</b>	15.17	19.13	43.29	14.29	8.13	28.46	25.12	2.25	44.18
	Vert %	<b>15.84</b>	15.97	15.50	17.83	13.81	12.18	13.95	14.75	20.98	17.93
	Index	<b>100</b>	101	98	113	87	77	88	93	132	113





		All	Political Outlook:					Political Affiliation:			
			Very Conservative	Somewhat Conservative	Middle of the Road	Somewhat Liberal	Very Liberal	Democratic	Republican	Other party	Independent/ No party affiliation
All	Unwgt'd	<b>100,077</b>	<b>12,776</b>	<b>18,750</b>	<b>37,720</b>	<b>18,351</b>	<b>12,480</b>	<b>35,252</b>	<b>24,100</b>	<b>1,832</b>	<b>38,893</b>
	Weighted (000)	<b>254,237</b>	<b>38,238</b>	<b>49,697</b>	<b>97,780</b>	<b>41,649</b>	<b>26,874</b>	<b>82,144</b>	<b>68,585</b>	<b>4,316</b>	<b>99,192</b>
	Horz %	<b>100.00</b>	<b>15.04</b>	<b>19.55</b>	<b>38.46</b>	<b>16.38</b>	<b>10.57</b>	<b>32.31</b>	<b>26.98</b>	<b>1.70</b>	<b>39.02</b>
	Vert %	<b>100.00</b>	<b>100.00</b>	<b>100.00</b>	<b>100.00</b>	<b>100.00</b>	<b>100.00</b>	<b>100.00</b>	<b>100.00</b>	<b>100.00</b>	<b>100.00</b>
	Index	<b>100</b>	<b>100</b>	<b>100</b>	<b>100</b>	<b>100</b>	<b>100</b>	<b>100</b>	<b>100</b>	<b>100</b>	<b>100</b>
Children: Any	Unwgt'd	<b>34,660</b>	4,339	6,571	14,605	5,692	3,453	10,926	8,083	694	14,957
	Weighted (000)	<b>88,128</b>	12,213	16,932	37,890	13,342	7,751	25,690	22,144	1,630	38,663
	Horz %	<b>100.00</b>	13.86	19.21	42.99	15.14	8.80	29.15	25.13	1.85	43.87
	Vert %	<b>34.66</b>	31.94	34.07	38.75	32.03	28.84	31.27	32.29	37.77	38.98
	Index	<b>100</b>	92	98	112	92	83	90	93	109	112
Children: 1	Unwgt'd	<b>14,874</b>	1,634	2,655	6,245	2,645	1,695	5,115	3,257	281	6,221
	Weighted (000)	<b>37,615</b>	4,733	6,918	16,052	6,120	3,792	12,029	9,089	574	15,922
	Horz %	<b>100.00</b>	12.58	18.39	42.67	16.27	10.08	31.98	24.16	1.53	42.33
	Vert %	<b>14.80</b>	12.38	13.92	16.42	14.69	14.11	14.64	13.25	13.31	16.05
	Index	<b>100</b>	84	94	111	99	95	99	90	90	108
Children: 2	Unwgt'd	<b>12,480</b>	1,513	2,420	5,248	2,084	1,215	3,816	2,962	231	5,471
	Weighted (000)	<b>30,707</b>	3,957	6,028	13,492	4,649	2,581	8,423	7,680	551	14,054
	Horz %	<b>100.00</b>	12.89	19.63	43.94	15.14	8.41	27.43	25.01	1.79	45.77
	Vert %	<b>12.08</b>	10.35	12.13	13.80	11.16	9.60	10.25	11.20	12.76	14.17
	Index	<b>100</b>	86	100	114	92	80	85	93	106	117
Children: 3+	Unwgt'd	<b>7,306</b>	1,192	1,496	3,112	963	543	1,995	1,864	182	3,265
	Weighted (000)	<b>19,806</b>	3,522	3,987	8,346	2,573	1,378	5,239	5,375	505	8,687
	Horz %	<b>100.00</b>	17.78	20.13	42.14	12.99	6.96	26.45	27.14	2.55	43.86
	Vert %	<b>7.79</b>	9.21	8.02	8.54	6.18	5.13	6.38	7.84	11.70	8.76
	Index	<b>100</b>	118	103	110	79	66	82	101	150	112


		All	Political Outlook:					Political Affiliation:			
			Very Conservative	Somewhat Conservative	Middle of the Road	Somewhat Liberal	Very Liberal	Democratic	Republican	Other party	Independent/ No party affiliation
All	Unwgt'd	<b>100,077</b>	<b>12,776</b>	<b>18,750</b>	<b>37,720</b>	<b>18,351</b>	<b>12,480</b>	<b>35,252</b>	<b>24,100</b>	<b>1,832</b>	<b>38,893</b>
	Weighted (000)	<b>254,237</b>	<b>38,238</b>	<b>49,697</b>	<b>97,780</b>	<b>41,649</b>	<b>26,874</b>	<b>82,144</b>	<b>68,585</b>	<b>4,316</b>	<b>99,192</b>
	Horz %	<b>100.00</b>	<b>15.04</b>	<b>19.55</b>	<b>38.46</b>	<b>16.38</b>	<b>10.57</b>	<b>32.31</b>	<b>26.98</b>	<b>1.70</b>	<b>39.02</b>
	Vert %	<b>100.00</b>	<b>100.00</b>	<b>100.00</b>	<b>100.00</b>	<b>100.00</b>	<b>100.00</b>	<b>100.00</b>	<b>100.00</b>	<b>100.00</b>	<b>100.00</b>
	Index	<b>100</b>	<b>100</b>	<b>100</b>	<b>100</b>	<b>100</b>	<b>100</b>	<b>100</b>	<b>100</b>	<b>100</b>	<b>100</b>
Own or Rent Home: Own	Unwgt'd	<b>65,659</b>	9,365	13,911	23,627	11,903	6,853	22,040	19,136	1,074	23,409
	Weighted (000)	<b>174,891</b>	29,141	37,825	63,737	28,262	15,926	54,199	55,900	2,630	62,162
	Horz %	<b>100.00</b>	16.66	21.63	36.44	16.16	9.11	30.99	31.96	1.50	35.54
	Vert %	<b>68.79</b>	76.21	76.11	65.18	67.86	59.26	65.98	81.51	60.92	62.67
	Index	<b>100</b>	111	111	95	99	86	96	118	89	91
Own or Rent Home: Rent	Unwgt'd	<b>32,161</b>	3,119	4,498	13,166	6,047	5,331	12,505	4,507	699	14,450
	Weighted (000)	<b>73,796</b>	8,363	10,942	31,816	12,408	10,266	26,332	11,361	1,508	34,596
	Horz %	<b>100.00</b>	11.33	14.83	43.11	16.81	13.91	35.68	15.39	2.04	46.88
	Vert %	<b>29.03</b>	21.87	22.02	32.54	29.79	38.20	32.06	16.56	34.93	34.88
	Index	<b>100</b>	75	76	112	103	132	110	57	120	120
Own or Rent Home: Rent-free	Unwgt'd	<b>2,257</b>	292	341	927	401	296	707	457	59	1,034
	Weighted (000)	<b>5,550</b>	735	929	2,227	978	681	1,613	1,324	179	2,434
	Horz %	<b>100.00</b>	13.23	16.75	40.12	17.63	12.27	29.07	23.85	3.23	43.85
	Vert %	<b>2.18</b>	1.92	1.87	2.28	2.35	2.53	1.96	1.93	4.15	2.45
	Index	<b>100</b>	88	86	104	108	116	90	88	190	112


		All	Political Outlook:					Political Affiliation:			
			Very Conservative	Somewhat Conservative	Middle of the Road	Somewhat Liberal	Very Liberal	Democratic	Republican	Other party	Independent/ No party affiliation
All	Unwgt'd	<b>100,077</b>	<b>12,776</b>	<b>18,750</b>	<b>37,720</b>	<b>18,351</b>	<b>12,480</b>	<b>35,252</b>	<b>24,100</b>	<b>1,832</b>	<b>38,893</b>
	Weighted (000)	<b>254,237</b>	<b>38,238</b>	<b>49,697</b>	<b>97,780</b>	<b>41,649</b>	<b>26,874</b>	<b>82,144</b>	<b>68,585</b>	<b>4,316</b>	<b>99,192</b>
	Horz %	<b>100.00</b>	<b>15.04</b>	<b>19.55</b>	<b>38.46</b>	<b>16.38</b>	<b>10.57</b>	<b>32.31</b>	<b>26.98</b>	<b>1.70</b>	<b>39.02</b>
	Vert %	<b>100.00</b>	<b>100.00</b>	<b>100.00</b>	<b>100.00</b>	<b>100.00</b>	<b>100.00</b>	<b>100.00</b>	<b>100.00</b>	<b>100.00</b>	<b>100.00</b>
	Index	<b>100</b>	<b>100</b>	<b>100</b>	<b>100</b>	<b>100</b>	<b>100</b>	<b>100</b>	<b>100</b>	<b>100</b>	<b>100</b>
Race: White	Unwgt'd	<b>72,101</b>	10,225	14,901	25,089	13,040	8,846	22,190	21,927	1,359	26,625
	Weighted (000)	<b>189,647</b>	31,645	40,597	68,178	30,111	19,117	51,774	63,472	3,350	71,051
	Horz %	<b>100.00</b>	16.69	21.41	35.95	15.88	10.08	27.30	33.47	1.77	37.46
	Vert %	<b>74.59</b>	82.76	81.69	69.73	72.30	71.14	63.03	92.54	77.62	71.63
	Index	<b>100</b>	111	110	93	97	95	84	124	104	96
Race: Black/African American	Unwgt'd	<b>13,512</b>	1,198	1,744	6,071	2,689	1,810	8,077	525	178	4,732
	Weighted (000)	<b>33,832</b>	3,179	4,543	15,452	6,452	4,206	20,119	1,514	354	11,846
	Horz %	<b>100.00</b>	9.40	13.43	45.67	19.07	12.43	59.47	4.47	1.05	35.01
	Vert %	<b>13.31</b>	8.31	9.14	15.80	15.49	15.65	24.49	2.21	8.19	11.94
	Index	<b>100</b>	62	69	119	116	118	184	17	62	90
Race: American Indian or Alaska Native	Unwgt'd	<b>2,019</b>	251	311	820	364	273	627	386	79	927
	Weighted (000)	<b>4,234</b>	623	638	1,673	768	533	1,198	910	144	1,981
	Horz %	<b>100.00</b>	14.71	15.06	39.51	18.14	12.59	28.30	21.49	3.41	46.79
	Vert %	<b>1.67</b>	1.63	1.28	1.71	1.84	1.98	1.46	1.33	3.35	2.00
	Index	<b>100</b>	98	77	103	111	119	88	80	201	120
Race: Asian	Unwgt'd	<b>5,840</b>	332	846	2,352	1,439	871	2,221	739	98	2,782
	Weighted (000)	<b>10,608</b>	649	1,556	4,335	2,637	1,431	4,073	1,457	183	4,895
	Horz %	<b>100.00</b>	6.12	14.66	40.86	24.86	13.49	38.40	13.73	1.72	46.15
	Vert %	<b>4.17</b>	1.70	3.13	4.43	6.33	5.33	4.96	2.12	4.24	4.94
	Index	<b>100</b>	41	75	106	152	128	119	51	102	118

		All	Political Outlook:					Political Affiliation:			
			Very Conservative	Somewhat Conservative	Middle of the Road	Somewhat Liberal	Very Liberal	Democratic	Republican	Other party	Independent/ No party affiliation
All	Unwgt'd	<b>100,077</b>	<b>12,776</b>	<b>18,750</b>	<b>37,720</b>	<b>18,351</b>	<b>12,480</b>	<b>35,252</b>	<b>24,100</b>	<b>1,832</b>	<b>38,893</b>
	Weighted (000)	<b>254,237</b>	<b>38,238</b>	<b>49,697</b>	<b>97,780</b>	<b>41,649</b>	<b>26,874</b>	<b>82,144</b>	<b>68,585</b>	<b>4,316</b>	<b>99,192</b>
	Horz %	<b>100.00</b>	<b>15.04</b>	<b>19.55</b>	<b>38.46</b>	<b>16.38</b>	<b>10.57</b>	<b>32.31</b>	<b>26.98</b>	<b>1.70</b>	<b>39.02</b>
	Vert %	<b>100.00</b>	<b>100.00</b>	<b>100.00</b>	<b>100.00</b>	<b>100.00</b>	<b>100.00</b>	<b>100.00</b>	<b>100.00</b>	<b>100.00</b>	<b>100.00</b>
	Index	<b>100</b>	<b>100</b>	<b>100</b>	<b>100</b>	<b>100</b>	<b>100</b>	<b>100</b>	<b>100</b>	<b>100</b>	<b>100</b>
Race: Other	Unwgt'd	<b>11,265</b>	1,194	1,621	5,297	1,740	1,413	3,787	1,207	281	5,990
	Weighted (000)	<b>24,604</b>	3,074	3,600	11,713	3,378	2,839	7,736	2,606	568	13,694
	Horz %	<b>100.00</b>	12.49	14.63	47.61	13.73	11.54	31.44	10.59	2.31	55.66
	Vert %	<b>9.68</b>	8.04	7.24	11.98	8.11	10.57	9.42	3.80	13.16	13.81
	Index	<b>100</b>	83	75	124	84	109	97	39	136	143
Race: White only	Unwgt'd	<b>68,886</b>	9,928	14,409	23,821	12,400	8,328	21,090	21,376	1,247	25,173
	Weighted (000)	<b>183,188</b>	30,915	39,624	65,611	28,838	18,199	49,786	62,317	3,148	67,937
	Horz %	<b>100.00</b>	16.88	21.63	35.82	15.74	9.93	27.18	34.02	1.72	37.09
	Vert %	<b>72.05</b>	80.85	79.73	67.10	69.24	67.72	60.61	90.86	72.93	68.49
	Index	<b>100</b>	112	111	93	96	94	84	126	101	95
Race: Black/African American only	Unwgt'd	<b>11,830</b>	1,073	1,539	5,322	2,350	1,546	7,364	390	137	3,939
	Weighted (000)	<b>31,146</b>	2,948	4,255	14,237	5,888	3,817	19,095	1,291	297	10,462
	Horz %	<b>100.00</b>	9.46	13.66	45.71	18.90	12.26	61.31	4.15	0.95	33.59
	Vert %	<b>12.25</b>	7.71	8.56	14.56	14.14	14.20	23.25	1.88	6.89	10.55
	Index	<b>100</b>	63	70	119	115	116	190	15	56	86
Race: Other race/Multiple classifications	Unwgt'd	<b>19,361</b>	1,775	2,802	8,577	3,601	2,606	6,798	2,334	448	9,781
	Weighted (000)	<b>39,904</b>	4,376	5,817	17,931	6,923	4,857	13,263	4,976	871	20,793
	Horz %	<b>100.00</b>	10.97	14.58	44.94	17.35	12.17	33.24	12.47	2.18	52.11
	Vert %	<b>15.70</b>	11.44	11.71	18.34	16.62	18.07	16.15	7.26	20.18	20.96
	Index	<b>100</b>	73	75	117	106	115	103	46	129	134


		All	Political Outlook:					Political Affiliation:			
			Very Conservative	Somewhat Conservative	Middle of the Road	Somewhat Liberal	Very Liberal	Democratic	Republican	Other party	Independent/ No party affiliation
All	Unwgt'd	<b>100,077</b>	<b>12,776</b>	<b>18,750</b>	<b>37,720</b>	<b>18,351</b>	<b>12,480</b>	<b>35,252</b>	<b>24,100</b>	<b>1,832</b>	<b>38,893</b>
	Weighted (000)	<b>254,237</b>	<b>38,238</b>	<b>49,697</b>	<b>97,780</b>	<b>41,649</b>	<b>26,874</b>	<b>82,144</b>	<b>68,585</b>	<b>4,316</b>	<b>99,192</b>
	Horz %	<b>100.00</b>	<b>15.04</b>	<b>19.55</b>	<b>38.46</b>	<b>16.38</b>	<b>10.57</b>	<b>32.31</b>	<b>26.98</b>	<b>1.70</b>	<b>39.02</b>
	Vert %	<b>100.00</b>	<b>100.00</b>	<b>100.00</b>	<b>100.00</b>	<b>100.00</b>	<b>100.00</b>	<b>100.00</b>	<b>100.00</b>	<b>100.00</b>	<b>100.00</b>
	Index	<b>100</b>	<b>100</b>	<b>100</b>	<b>100</b>	<b>100</b>	<b>100</b>	<b>100</b>	<b>100</b>	<b>100</b>	<b>100</b>
Spanish Spoken in Home (Most Often or Other)	Unwgt'd	<b>16,180</b>	1,766	2,544	6,842	2,866	2,162	6,190	2,347	315	7,328
	Weighted (000)	<b>44,637</b>	5,634	7,312	19,483	6,962	5,246	15,625	6,111	806	22,095
	Horz %	<b>100.00</b>	12.62	16.38	43.65	15.60	11.75	35.01	13.69	1.80	49.50
	Vert %	<b>17.56</b>	14.73	14.71	19.93	16.72	19.52	19.02	8.91	18.66	22.28
	Index	<b>100</b>	84	84	113	95	111	108	51	106	127
Hispanic Respondent Personally Speaks at Home (Hispanic respondents only): Only English	Unwgt'd	<b>5,816</b>	621	951	2,404	1,046	794	2,255	1,107	122	2,332
	Weighted (000)	<b>7,191</b>	733	1,158	3,139	1,197	965	2,657	1,441	158	2,935
	Horz %	<b>100.00</b>	10.19	16.11	43.65	16.64	13.41	36.95	20.04	2.20	40.81
	Vert %	<b>2.83</b>	1.92	2.33	3.21	2.87	3.59	3.23	2.10	3.66	2.96
	Index	<b>100</b>	68	82	113	102	127	114	74	129	105
Hispanic Respondent Personally Speaks at Home (Hispanic respondents only): Mostly English, but some Spanish	Unwgt'd	<b>5,604</b>	503	861	2,393	1,051	796	2,404	793	111	2,296
	Weighted (000)	<b>10,663</b>	941	1,728	4,570	1,970	1,454	4,286	1,551	220	4,605
	Horz %	<b>100.00</b>	8.83	16.20	42.86	18.48	13.64	40.19	14.55	2.06	43.19
	Vert %	<b>4.19</b>	2.46	3.48	4.67	4.73	5.41	5.22	2.26	5.10	4.64
	Index	<b>100</b>	59	83	111	113	129	124	54	122	111
Hispanic Respondent Personally Speaks at Home (Hispanic respondents only): Only Spanish	Unwgt'd	<b>1,770</b>	295	284	794	217	180	479	180	32	1,079
	Weighted (000)	<b>12,248</b>	2,115	2,034	5,553	1,407	1,139	3,333	1,143	199	7,572
	Horz %	<b>100.00</b>	17.27	16.61	45.34	11.48	9.30	27.21	9.33	1.63	61.83
	Vert %	<b>4.82</b>	5.53	4.09	5.68	3.38	4.24	4.06	1.67	4.62	7.63
	Index	<b>100</b>	115	85	118	70	88	84	35	96	158

		All	Political Outlook:					Political Affiliation:			
			Very Conservative	Somewhat Conservative	Middle of the Road	Somewhat Liberal	Very Liberal	Democratic	Republican	Other party	Independent/ No party affiliation
All	Unwgt'd	<b>100,077</b>	<b>12,776</b>	<b>18,750</b>	<b>37,720</b>	<b>18,351</b>	<b>12,480</b>	<b>35,252</b>	<b>24,100</b>	<b>1,832</b>	<b>38,893</b>
	Weighted (000)	<b>254,237</b>	<b>38,238</b>	<b>49,697</b>	<b>97,780</b>	<b>41,649</b>	<b>26,874</b>	<b>82,144</b>	<b>68,585</b>	<b>4,316</b>	<b>99,192</b>
	Horz %	<b>100.00</b>	<b>15.04</b>	<b>19.55</b>	<b>38.46</b>	<b>16.38</b>	<b>10.57</b>	<b>32.31</b>	<b>26.98</b>	<b>1.70</b>	<b>39.02</b>
	Vert %	<b>100.00</b>	<b>100.00</b>	<b>100.00</b>	<b>100.00</b>	<b>100.00</b>	<b>100.00</b>	<b>100.00</b>	<b>100.00</b>	<b>100.00</b>	<b>100.00</b>
	Index	<b>100</b>	<b>100</b>	<b>100</b>	<b>100</b>	<b>100</b>	<b>100</b>	<b>100</b>	<b>100</b>	<b>100</b>	<b>100</b>
Hispanic Respondent Personally Speaks at Home (Hispanic respondents only): Mostly Spanish, but some English	Unwgt'd	<b>2,803</b>	320	436	1,249	484	314	1,058	284	30	1,431
	Weighted (000)	<b>9,440</b>	1,166	1,527	4,281	1,481	984	3,559	981	124	4,776
	Horz %	<b>100.00</b>	12.36	16.18	45.35	15.69	10.42	37.70	10.39	1.31	50.59
	Vert %	<b>3.71</b>	3.05	3.07	4.38	3.56	3.66	4.33	1.43	2.87	4.81
	Index	<b>100</b>	82	83	118	96	99	117	39	77	130
Hispanic Respondent Personally Speaks at Home (Hispanic respondents only): Both English and Spanish equally at home	Unwgt'd	<b>1,071</b>	93	144	529	165	140	431	119	16	505
	Weighted (000)	<b>2,873</b>	228	403	1,527	394	321	1,097	372	36	1,368
	Horz %	<b>100.00</b>	7.94	14.04	53.15	13.71	11.16	38.20	12.95	1.24	47.61
	Vert %	<b>1.13</b>	0.60	0.81	1.56	0.95	1.19	1.34	0.54	0.83	1.38
	Index	<b>100</b>	53	72	138	84	106	118	48	73	122
Spanish, Hispanic or Latino Origin or Descent	Unwgt'd	<b>17,136</b>	1,838	2,689	7,406	2,972	2,231	6,643	2,490	312	7,691
	Weighted (000)	<b>42,653</b>	5,198	6,901	19,182	6,479	4,893	14,978	5,526	756	21,394
	Horz %	<b>100.00</b>	12.19	16.18	44.97	15.19	11.47	35.12	12.96	1.77	50.16
	Vert %	<b>16.78</b>	13.59	13.89	19.62	15.56	18.21	18.23	8.06	17.51	21.57
	Index	<b>100</b>	81	83	117	93	109	109	48	104	129
Not of Spanish, Hispanic or Latino Origin/Descent	Unwgt'd	<b>82,941</b>	10,938	16,061	30,314	15,379	10,249	28,609	21,610	1,520	31,202
	Weighted (000)	<b>211,584</b>	33,040	42,796	78,598	35,169	21,981	67,167	63,058	3,561	77,798
	Horz %	<b>100.00</b>	15.62	20.23	37.15	16.62	10.39	31.74	29.80	1.68	36.77
	Vert %	<b>83.22</b>	86.41	86.11	80.38	84.44	81.79	81.77	91.94	82.49	78.43
	Index	<b>100</b>	104	103	97	101	98	98	110	99	94

		All	Political Outlook:					Political Affiliation:			
			Very Conservative	Somewhat Conservative	Middle of the Road	Somewhat Liberal	Very Liberal	Democratic	Republican	Other party	Independent/ No party affiliation
All	Unwgt'd	<b>100,077</b>	<b>12,776</b>	<b>18,750</b>	<b>37,720</b>	<b>18,351</b>	<b>12,480</b>	<b>35,252</b>	<b>24,100</b>	<b>1,832</b>	<b>38,893</b>
	Weighted (000)	<b>254,237</b>	<b>38,238</b>	<b>49,697</b>	<b>97,780</b>	<b>41,649</b>	<b>26,874</b>	<b>82,144</b>	<b>68,585</b>	<b>4,316</b>	<b>99,192</b>
	Horz %	<b>100.00</b>	<b>15.04</b>	<b>19.55</b>	<b>38.46</b>	<b>16.38</b>	<b>10.57</b>	<b>32.31</b>	<b>26.98</b>	<b>1.70</b>	<b>39.02</b>
	Vert %	<b>100.00</b>	<b>100.00</b>	<b>100.00</b>	<b>100.00</b>	<b>100.00</b>	<b>100.00</b>	<b>100.00</b>	<b>100.00</b>	<b>100.00</b>	<b>100.00</b>
	Index	<b>100</b>	<b>100</b>	<b>100</b>	<b>100</b>	<b>100</b>	<b>100</b>	<b>100</b>	<b>100</b>	<b>100</b>	<b>100</b>
Generations: Gen Z (b.1997-2010) only includes respondents 18+	Unwgt'd	<b>12,404</b>	1,122	1,875	4,820	2,420	2,167	4,268	2,196	347	5,593
	Weighted (000)	<b>30,803</b>	2,941	4,610	12,627	5,754	4,870	10,124	5,499	794	14,386
	Horz %	<b>100.00</b>	9.55	14.97	40.99	18.68	15.81	32.87	17.85	2.58	46.70
	Vert %	<b>12.12</b>	7.69	9.28	12.91	13.82	18.12	12.33	8.02	18.40	14.50
	Index	<b>100</b>	63	77	107	114	150	102	66	152	120
Generations: Millennials (b.1977-1996)	Unwgt'd	<b>39,265</b>	3,875	6,390	15,679	7,544	5,777	13,546	7,573	915	17,231
	Weighted (000)	<b>87,537</b>	9,911	14,778	36,240	15,326	11,281	27,570	18,393	2,007	39,566
	Horz %	<b>100.00</b>	11.32	16.88	41.40	17.51	12.89	31.50	21.01	2.29	45.20
	Vert %	<b>34.43</b>	25.92	29.74	37.06	36.80	41.98	33.56	26.82	46.50	39.89
	Index	<b>100</b>	75	86	108	107	122	97	78	135	116
Generations: GenXers (b.1965-1976)	Unwgt'd	<b>18,295</b>	2,459	3,763	7,411	2,925	1,737	6,244	4,821	274	6,956
	Weighted (000)	<b>48,701</b>	7,542	10,522	20,039	6,696	3,902	14,600	14,349	702	19,050
	Horz %	<b>100.00</b>	15.49	21.61	41.15	13.75	8.01	29.98	29.46	1.44	39.12
	Vert %	<b>19.16</b>	19.72	21.17	20.49	16.08	14.52	17.77	20.92	16.27	19.21
	Index	<b>100</b>	103	111	107	84	76	93	109	85	100
Generations: Boomers (b. 1946-1964)	Unwgt'd	<b>26,010</b>	4,394	5,779	8,691	4,736	2,410	9,679	8,020	261	8,050
	Weighted (000)	<b>69,339</b>	13,400	15,621	23,868	11,107	5,342	23,537	23,582	657	21,562
	Horz %	<b>100.00</b>	19.33	22.53	34.42	16.02	7.70	33.95	34.01	0.95	31.10
	Vert %	<b>27.27</b>	35.04	31.43	24.41	26.67	19.88	28.65	34.38	15.22	21.74
	Index	<b>100</b>	128	115	90	98	73	105	126	56	80
Generations: Early Boomers (b. 1946-1955)	Unwgt'd	<b>11,799</b>	2,141	2,535	3,556	2,335	1,232	4,587	3,655	83	3,474
	Weighted (000)	<b>31,529</b>	6,490	6,847	9,970	5,493	2,729	11,300	10,722	212	9,295
	Horz %	<b>100.00</b>	20.58	21.72	31.62	17.42	8.65	35.84	34.01	0.67	29.48
	Vert %	<b>12.40</b>	16.97	13.78	10.20	13.19	10.15	13.76	15.63	4.91	9.37
	Index	<b>100</b>	137	111	82	106	82	111	126	40	76

		All	Political Outlook:					Political Affiliation:			
			Very Conservative	Somewhat Conservative	Middle of the Road	Somewhat Liberal	Very Liberal	Democratic	Republican	Other party	Independent/ No party affiliation
All	Unwgt'd	<b>100,077</b>	<b>12,776</b>	<b>18,750</b>	<b>37,720</b>	<b>18,351</b>	<b>12,480</b>	<b>35,252</b>	<b>24,100</b>	<b>1,832</b>	<b>38,893</b>
	Weighted (000)	<b>254,237</b>	<b>38,238</b>	<b>49,697</b>	<b>97,780</b>	<b>41,649</b>	<b>26,874</b>	<b>82,144</b>	<b>68,585</b>	<b>4,316</b>	<b>99,192</b>
	Horz %	<b>100.00</b>	<b>15.04</b>	<b>19.55</b>	<b>38.46</b>	<b>16.38</b>	<b>10.57</b>	<b>32.31</b>	<b>26.98</b>	<b>1.70</b>	<b>39.02</b>
	Vert %	<b>100.00</b>	<b>100.00</b>	<b>100.00</b>	<b>100.00</b>	<b>100.00</b>	<b>100.00</b>	<b>100.00</b>	<b>100.00</b>	<b>100.00</b>	<b>100.00</b>
	Index	<b>100</b>	<b>100</b>	<b>100</b>	<b>100</b>	<b>100</b>	<b>100</b>	<b>100</b>	<b>100</b>	<b>100</b>	<b>100</b>
Generations: Late Boomers (b. 1956-1964)	Unwgt'd	<b>14,211</b>	2,253	3,244	5,135	2,401	1,178	5,092	4,365	178	4,576
	Weighted (000)	<b>37,809</b>	6,910	8,774	13,898	5,614	2,614	12,237	12,860	445	12,267
	Horz %	<b>100.00</b>	18.28	23.21	36.76	14.85	6.91	32.37	34.01	1.18	32.44
	Vert %	<b>14.87</b>	18.07	17.66	14.21	13.48	9.73	14.90	18.75	10.32	12.37
	Index	<b>100</b>	122	119	96	91	65	100	126	69	83
Generations: Pre-Boomers (b. before 1946)	Unwgt'd	<b>4,103</b>	926	943	1,119	726	389	1,515	1,490	35	1,063
	Weighted (000)	<b>17,857</b>	4,443	4,164	5,005	2,765	1,479	6,313	6,761	156	4,628
	Horz %	<b>100.00</b>	24.88	23.32	28.03	15.49	8.28	35.35	37.86	0.87	25.91
	Vert %	<b>7.02</b>	11.62	8.38	5.12	6.64	5.50	7.69	9.86	3.61	4.67
	Index	<b>100</b>	165	119	73	95	78	109	140	51	66



		All	Political Outlook:					Political Affiliation:			
			Very Conservative	Somewhat Conservative	Middle of the Road	Somewhat Liberal	Very Liberal	Democratic	Republican	Other party	Independent/ No party affiliation
All	Unwgttd	<b>100,077</b>	<b>12,776</b>	<b>18,750</b>	<b>37,720</b>	<b>18,351</b>	<b>12,480</b>	<b>35,252</b>	<b>24,100</b>	<b>1,832</b>	<b>38,893</b>
	Weighted (000)	<b>254,237</b>	<b>38,238</b>	<b>49,697</b>	<b>97,780</b>	<b>41,649</b>	<b>26,874</b>	<b>82,144</b>	<b>68,585</b>	<b>4,316</b>	<b>99,192</b>
	Horz %	<b>100.00</b>	<b>15.04</b>	<b>19.55</b>	<b>38.46</b>	<b>16.38</b>	<b>10.57</b>	<b>32.31</b>	<b>26.98</b>	<b>1.70</b>	<b>39.02</b>
	Vert %	<b>100.00</b>	<b>100.00</b>	<b>100.00</b>	<b>100.00</b>	<b>100.00</b>	<b>100.00</b>	<b>100.00</b>	<b>100.00</b>	<b>100.00</b>	<b>100.00</b>
	Index	<b>100</b>	<b>100</b>	<b>100</b>	<b>100</b>	<b>100</b>	<b>100</b>	<b>100</b>	<b>100</b>	<b>100</b>	<b>100</b>
Respondent's Sexual Orientation: Heterosexual/Straight	Unwgttd	<b>85,567</b>	11,598	17,102	32,627	15,387	8,853	29,178	22,458	1,400	32,531
	Weighted (000)	<b>220,143</b>	34,696	45,377	85,497	35,166	19,407	68,919	63,944	3,327	83,954
	Horz %	<b>100.00</b>	15.76	20.61	38.84	15.97	8.82	31.31	29.05	1.51	38.14
	Vert %	<b>86.59</b>	90.74	91.31	87.44	84.43	72.21	83.90	93.23	77.07	84.64
	Index	<b>100</b>	105	105	101	98	83	97	108	89	98
Respondent's Sexual Orientation: NET Gay/Lesbian	Unwgttd	<b>2,983</b>	100	206	726	853	1,098	1,937	200	85	761
	Weighted (000)	<b>6,662</b>	260	523	1,665	1,800	2,413	4,052	612	225	1,772
	Horz %	<b>100.00</b>	3.90	7.86	24.99	27.02	36.22	60.83	9.19	3.38	26.60
	Vert %	<b>2.62</b>	0.68	1.05	1.70	4.32	8.98	4.93	0.89	5.22	1.79
	Index	<b>100</b>	26	40	65	165	343	188	34	199	68
Respondent's Sexual Orientation: NET Gay/Lesbian/Bisexual/Transgender	Unwgttd	<b>6,102</b>	224	413	1,605	1,556	2,304	3,382	427	230	2,063
	Weighted (000)	<b>13,782</b>	626	978	3,840	3,477	4,861	7,040	1,166	527	5,050
	Horz %	<b>100.00</b>	4.54	7.10	27.86	25.23	35.27	51.08	8.46	3.82	36.64
	Vert %	<b>5.42</b>	1.64	1.97	3.93	8.35	18.09	8.57	1.70	12.21	5.09
	Index	<b>100</b>	30	36	72	154	334	158	31	225	94
Projections relatively unstable, use with caution											
Source: 2022 MRI-Simmons Fall Doublebase USA weighted to Population (000) - Base: All No Audit Report Was Generated											
Unwgttd - Actual number of respondents who meet the qualifications specified.											
Weighted (000) - Projected number of people in thousands.											
Horz % - The number of users of a category restated as a percentage.											
Vert % - Gives you percentages based on data placed in columns.											
Index - Indicates the difference from the U.S. average set at 100. It is a ratio to indicate direction and amount difference from the average.											